



BARBER

BY AYALA

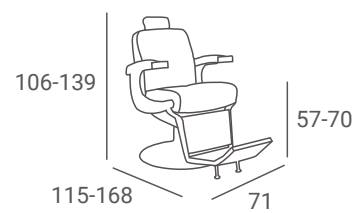




Borg

EXPRESS

- Black upholstery with white diamond stitching
- White trim
- Metal, gray armrest frame
- Reclining to a semi-lying position
- Stainless steel swivel footrest
- Hydraulic pump in chrome casing
- Pump capacity up to 200 kg

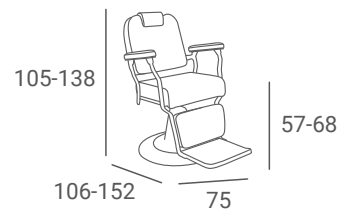





Bravo

EXPRESS

- Black upholstery with diamond stitching
- White trim
- Black metal frame and footrest
- Reclining to a semi-lying position
- Hydraulic pump in black casing
- Black disc base
- Pump capacity up to 200 kg

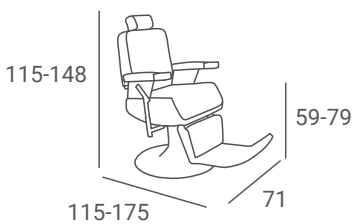




Dark

EXPRESS

- Black upholstery with vertical stitching
- Black seat casing
- Built-in towel rail in the armrest
- Reclining to a semi-lying position
- Stainless steel swivel footrest
- Hydraulic pump in black casing
- Pump capacity up to 300 kg

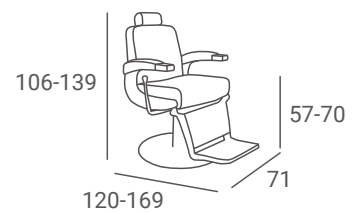




Duke

EXPRESS

- Black upholstery with diamond stitching
- Metal, black armrest frame
- Reclining to a semi-lying position
- Stainless steel footrest
- Hydraulic pump in chrome casing
- Pump capacity up to 200 kg

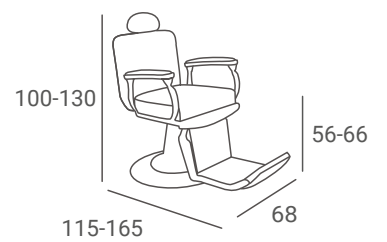






Gustav

EXPRESS

- Black upholstery, tufted with buttons
- Chrome armrest frame
- Reclining to a semi-lying position
- Stainless steel swivel footrest
- Hydraulic pump in black casing
- Pump capacity up to 200 kg

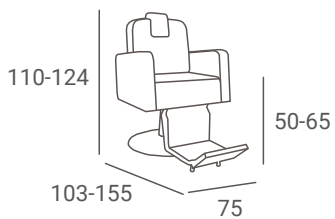






Holland

CUSTOM

- Wide range of upholstery colours
- Contrasting trim
- Upholstery smooth or with stitching
- Custom embroidery available
- Hydraulic pump in chrome casing
- Pump capacity up to 200 kg

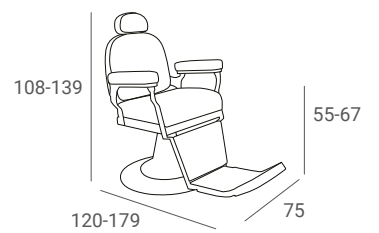




Jazz X

EXPRESS

- Black upholstery, tufted with buttons
- Chrome armrest frame
- Reclining to a semi-lying position
- Stainless steel swivel footrest
- Hydraulic pump in black casing
- Pump capacity up to 200 kg

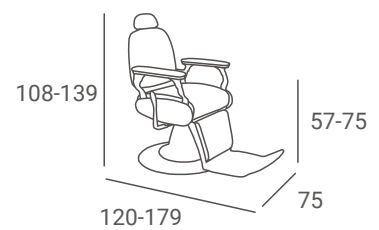




Lion

EXPRESS

- Black upholstery, tufted with buttons
- Velvet touch
- Chrome frame
- Seat casing with upholstered element
- Reclining to a semi-lying position
- Chrome swivel footrest
- Hydraulic pump in black casing
- Pump capacity up to 200 kg

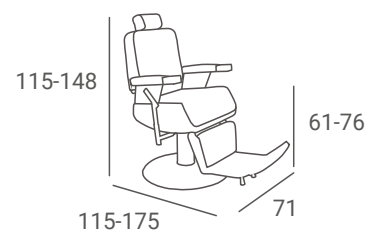




Lord black

EXPRESS


- Black upholstery with vertical stitching
- White seat casing
- Built-in towel rail in the armrest
- Reclining to a semi-lying position
- Stainless steel swivel footrest
- Hydraulic pump in chrome casing
- Pump capacity up to 300 kg





Lord brown EXPRESS

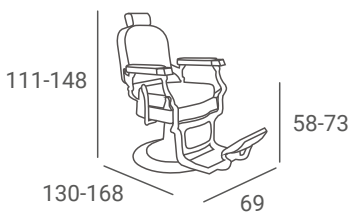
- Brown upholstery with vertical stitching
- White seat casing
- Built-in towel rail in the armrest
- Reclining to a semi-lying position
- Stainless steel swivel footrest
- Hydraulic pump in chrome casing
- Pump capacity up to 300 kg





Louis EXPRESS

- Black upholstery with decorative stitching
- Black matt metal frame
- Reclining to a semi-lying position
- Stainless steel swivel footrest
- Hydraulic pump in black casing
- Black disc base
- Pump capacity up to 300 kg

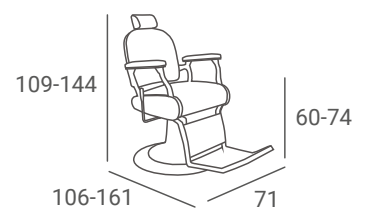





Million

EXPRESS

- Black upholstery with diamond stitching
- Chrome frame
- Seat casing with decorative element
- Reclining to a semi-lying position
- Hydraulic pump in black casing
- Black disc base
- Pump capacity up to 300 kg

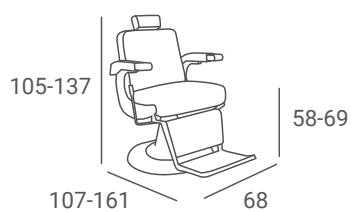




Pablo

EXPRESS

- Black upholstery, with vertical stitching
- Black metal frame, and footrest
- Reclining to a semi-lying position
- Hydraulic pump in black casing
- Black disc base
- Pump capacity up to 200 kg

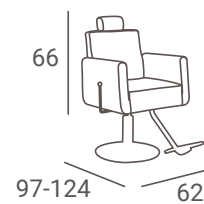




Ray

CUSTOM

- Wide range of upholstery colours
- Reclining backrest
- Footrest and backrest lever in silver or black
- Hydraulic pump
- Available with 16 types of bases
- Pump capacity up to 200 kg





Ray

EXPRESS

- Black upholstery
- Reclining backrest
- Footrest and backrest lever in silver
- Hydraulic pump
- Available with 7 types of bases
- Pump capacity up to 200 kg

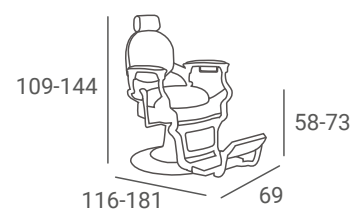


Seat height:
glides: from 50 to 62 cm
castors: from 55 to 67 cm
disc/square chrome: from 47 to 58 cm
disc/square black: from 51 to 61 cm



Solomon gold EXPRESS

- Black upholstery
- Golden metal frame
- Reclining to a semi-lying position
- Built-in towel rail in the armrest
- Golden swivel footrest
- Hydraulic pump in black casing
- Golden disc base
- Pump capacity up to 300 kg

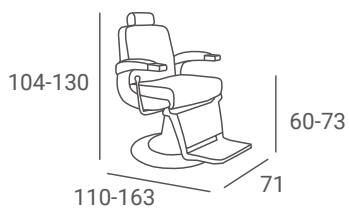




Stig

CUSTOM

- Wide range of upholstery colours
- Contrasting trim available
- Vertical stitching
- Custom embroidery available
- Stainless steel armrest frame
- Reclining to a semi-lying position
- Stainless steel footrest
- Hydraulic pump in black casing
- Pump capacity up to 300 kg





Stig

EXPRESS

- Black upholstery with vertical stitching
- White trim
- Stainless steel armrest frame
- Reclining to a semi-lying position
- Stainless steel footrest
- Hydraulic pump in black casing
- Pump capacity up to 300 kg

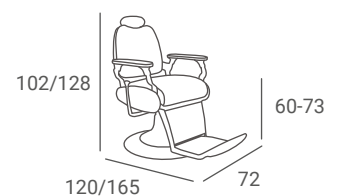




Tiger

CUSTOM

- Wide range of upholstery colours
- Upholstery smooth or with stitching
- Custom embroidery available
- Chrome frame
- Seat casing with matt copper element
- Reclining to a semi-lying position
- Stainless steel swivel footrest
- Hydraulic pump in black casing
- Pump capacity up to 300 kg





Tiger

EXPRESS

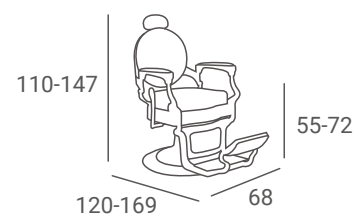
- Black upholstery
- Chrome frame
- Seat casing with matt copper element
- Reclining to a semi-lying position
- Stainless steel swivel footrest
- Hydraulic pump in black casing
- Pump capacity up to 300 kg





Tommy Black EXPRESS


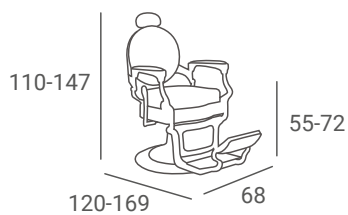
- Black upholstery, tufted with buttons
- Graphite steel frame
- Reclining to a semi-lying position
- Built-in towel rail in the armrest
- Integrated headrest holder
- Swivel footrest
- Hydraulic pump in black casing
- Graphite disc base
- Pump capacity up to 300 kg





Tommy Carmel EXPRESS

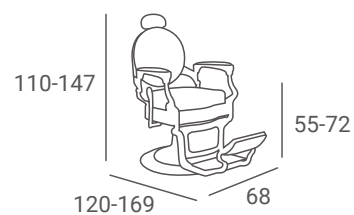
- Warm brown upholstery, tufted with buttons
- Black satin steel frame
- Reclining to a semi-lying position
- Built-in towel rail in the armrest
- Integrated headrest holder
- Swivel footrest
- Hydraulic pump in black casing
- Graphite disc base
- Pump capacity up to 300 kg



Tommy Shadow

EXPRESS

- Black upholstery, tufted with buttons
- Black satin steel frame
- Reclining to a semi-lying position
- Built-in towel rail in the armrest
- Integrated headrest holder
- Black swivel footrest
- Hydraulic pump in black casing
- Black disc base
- Pump capacity up to 300 kg

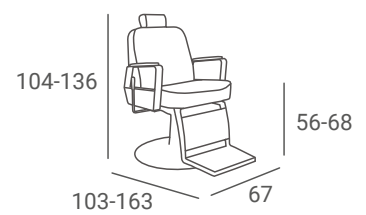




Torp

EXPRESS

- Black upholstery
- Black vertical stitching
- Black metal frame, and footrest
- Reclining to a semi-lying position
- Hydraulic pump in black casing
- Black disc base
- Pump capacity up to 200 kg

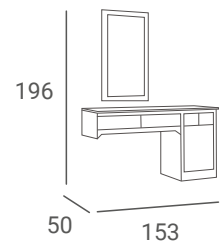
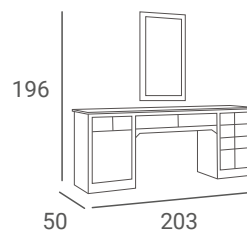




Classic

CUSTOM

- Warm brown wood color
- Fronts and body made of laminated board
- Top made of laminate or marble composite
- White porcelain handles
- Available with or without basin
- Available also as the multi-person version


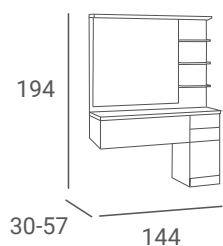
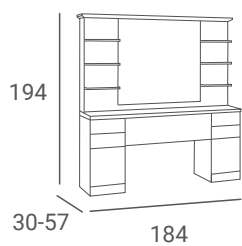




Davos

CUSTOM

- Made of laminated board
- Available in a wide range of colors
- Top made of laminate or marble composite
- Available with or without white Frontwash basin
- Available also as the multi-person version

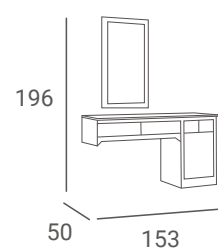
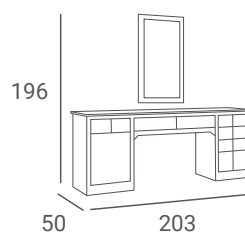




Industrial

CUSTOM

- Available in 8 color versions
- Fronts made of high-gloss lacquered MDF
- Body made of laminated board
- Top made of laminate or marble composite
- Available with or without basin
- Chromed handles with black porcelain inlay
- Available also as the multi-person version





Lexus

CUSTOM

- Made of wenge or black laminated board
- Sconces
- Top made of laminate or marble composite
- Available in 2 depths: 37 or 50 cm
- Available with or without basin - only in the deep version
- Available also as the multi-person version

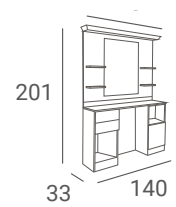





Lexus

EXPRESS

- Made of wenge or black laminated board
- Sconces
- Top made of laminate
- Depths 37 cm

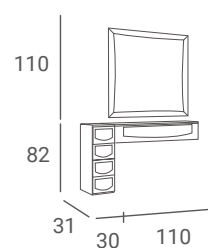
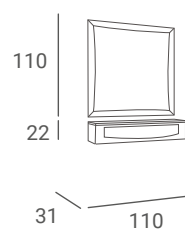





Ragnar

CUSTOM

- Mirror frame and drawer front made of milled wood stained in a warm walnut shade
- Top made of laminated board with a leather-like finish
- Body made of plywood, stained in a warm walnut shade
- Possibility to order a version with one or two 3-drawer standing cabinet
- Available also as the multi-person version

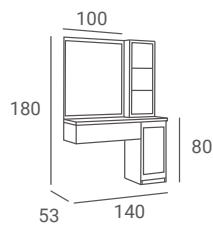
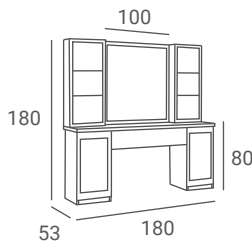




Vintage

CUSTOM

- Made of wenge or black laminated board
- Top made of laminate or marble composite
- Available with or without basin
- Optional upper cabinets with glass shelves and doors
- Available also as the multi-person version





Loft II



Loft I

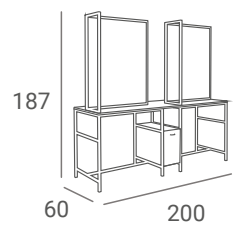
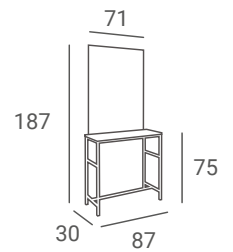
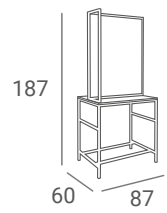
Loft

CUSTOM

- Metal elements available in black or white
- Laminated board available in wide range of colors



Loft IV



EXPRESS



Loft S

Loft S

EXPRESS

- Single - standing styling unit
- Made of light wood laminated board
- Black powder-coated metal frame
- One drawer and two open shelves under the countertop
- Wall mounting required

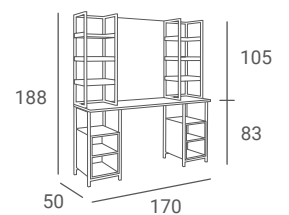
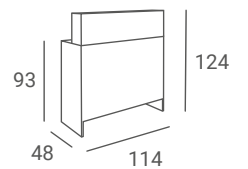
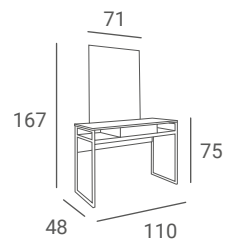


CUSTOM



Loft

CUSTOM

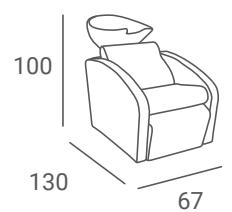




Comfort

EXPRESS

- Black upholstery
- Ergonomic seat
- Black or white cosmo basin
- Silver fittings
- Plumbing connection – from the bottom or back

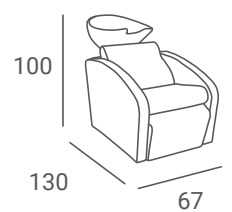





Lady One

EXPRESS

- Black upholstery
- Black rotomoulded plastic base
- Black or white Young basin
- Fittings – silver
- Plumbing connection – from the bottom

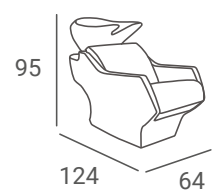




Techno

EXPRESS

- Black upholstery with two types of stitching
- Black rotomoulded plastic casing
- Black or white Cosmo basin
- Fittings – silver
- Plumbing connection – from the bottom



Stools

EXPRESS

- Black upholstery
- 3 seat options available
- Low or high gas pump
- Chromed base
- Rubber wheels





H02

H2



Barber matt EXPRESS

- Made from durable rubber suitable for disinfection
- Anti-slip underside
- Length: 55 cm, width: 25 cm, thickness: 4 mm

Baby cushion EXPRESS

- Black upholstery
- Protective apron to keep the chair clean.
- Filled with high-quality foam resistant to deformation
- Height: 15 cm, width: 44 cm, depth: 35 cm





Lexus Mini

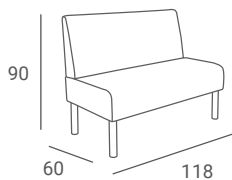
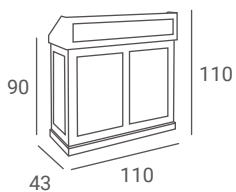
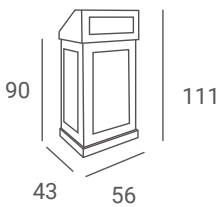
EXPRESS

Lexus

- Made of wenge or black laminated board
- Decorative front with ornamental moulding and raised top section.
- Narrow black version Lexus Mini available from stock with express delivery



CUSTOM



Andy

EXPRESS

Light 2 seater sofa, perfect for a barbershop.






Stone

CUSTOM

- Available in 8 colors
- Illuminated front made of natural stone veneer
- Body made of laminated board
- Worktop made of milled and lacquered MDF board
- Available in three sizes



AYALA

SUPER
salon



—

AYALA S.A.
59A Julianowska St.
05-500 Piaseczno, Poland

+48 694 233 000
ayala@ayala.com.pl

www.ayala-furniture.com

